

Features

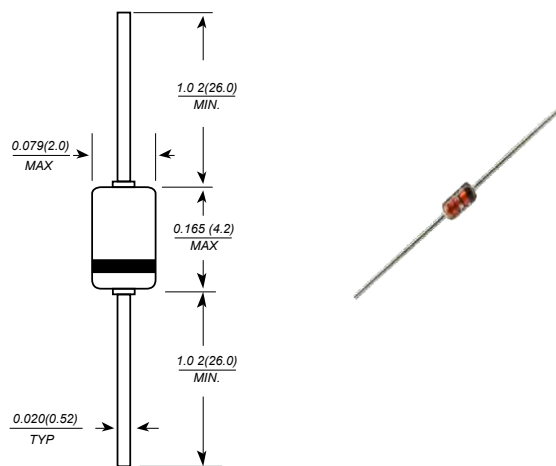
- Low capacitance. (C = 0.97 pF max)
- High reliability with glass seal.

Mechanical Data

- Case: DO-35, glass case
- Polarity: Color band denotes cathode
- Weight: 0.004 ounces, 0.13 grams



DO-35(GLASS)



Dimensions in millimeters

Maximum Ratings and Electrical Characteristics @ T_A = 25°C unless otherwise specified

Characteristic	Symbol	Value	Unit
Reverse voltage	V _R	10	V
Peak forward current	I _{FM}	35	mA
Average rectified current	I _O	15	mA
Power dissipation	P _d	150	mW
Junction temperature	T _j	100	°C
Storage temperature	T _{stg}	-55 to +100	°C

Characteristic	Symbol	Min	Typ	Max	Unit	Test Condition
Forward voltage	V _{F1}	365	—	430	mV	I _F = 1 mA
	V _{F2}	520	—	600		I _F = 10 mA
Reverse current	I _{R1}	—	—	0.2	μA	V _R = 2 V
	I _{R2}	—	—	10		V _R = 10 V
Capacitance	C	—	—	0.97	pF	V _R = 0 V, f = 1 MHz
Capacitance deviation ^{*3}	ΔC	—	—	0.1	pF	V _R = 0 V, f = 1 MHz
Forward voltage deviation ^{*3}	ΔV _{F1}	—	—	10	mV	I _F = 2.5 mA
	ΔV _{F2}	—	—	10		I _F = 10 mA
ESD-Capability ^{**1}	—	30	—	—	V	C = 200 pF, R = 0 Ω, Both forward and reverse direction 1 pulse.

- Notes: 1. Failure criterion ; I_R ≥ 50 μA at V_R = 10 V
 2. Each group shall unify a multiple of 4 diodes.
 3. Not applied to taping-type products.

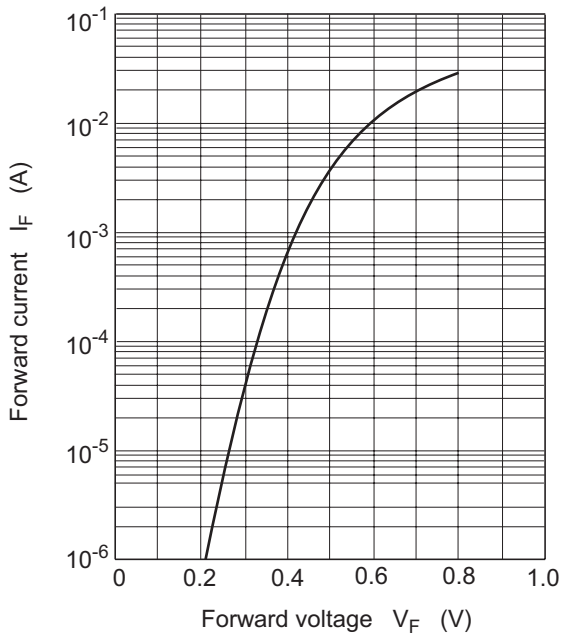


Fig.1 Forward current vs. Forward voltage

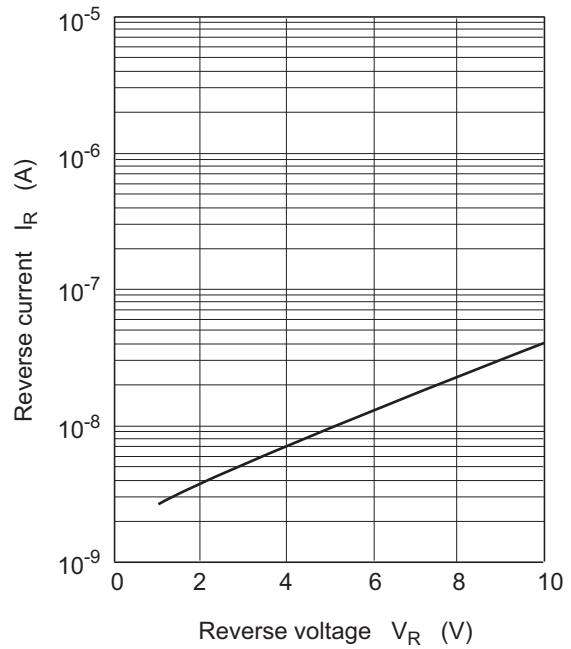


Fig.2 Reverse current vs. Reverse voltage

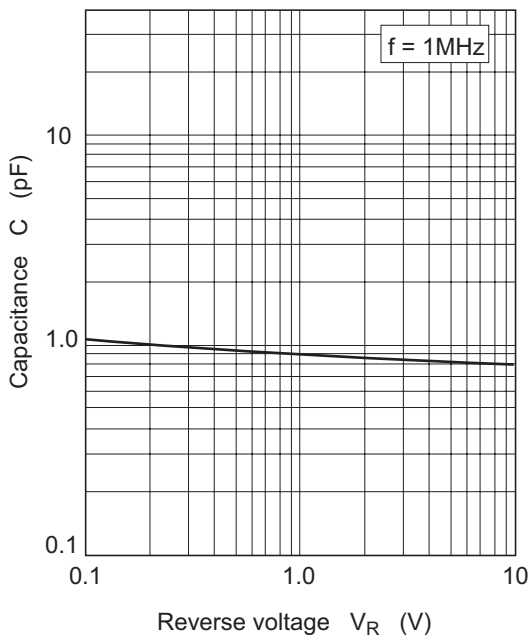


Fig.3 Capacitance vs. Reverse voltage